





AK Folding Stock

1. **Make sure your rifle is unloaded and ensure that there is no ammunition in the chamber.**
2. Remove the receiver cover by pressing in the recoil assembly tab (A). Once the cover is off, remove the recoil spring to gain access to both screws holding the stock in place. Remove both screws and the stock (B). Insert the TAPCO Folding Stock (C).



3. While wearing safety glasses use the supplied 3/32" drill bit to create two pilot holes approximately 3/4" deep (D). Using the supplied screws, secure the stock to the receiver (E). A light oil or soap should be used to ease the installation.



4. Reassemble the recoil assembly and top cover.



Note: When opening and closing you must push down on the stock to prevent damage.